



Steps

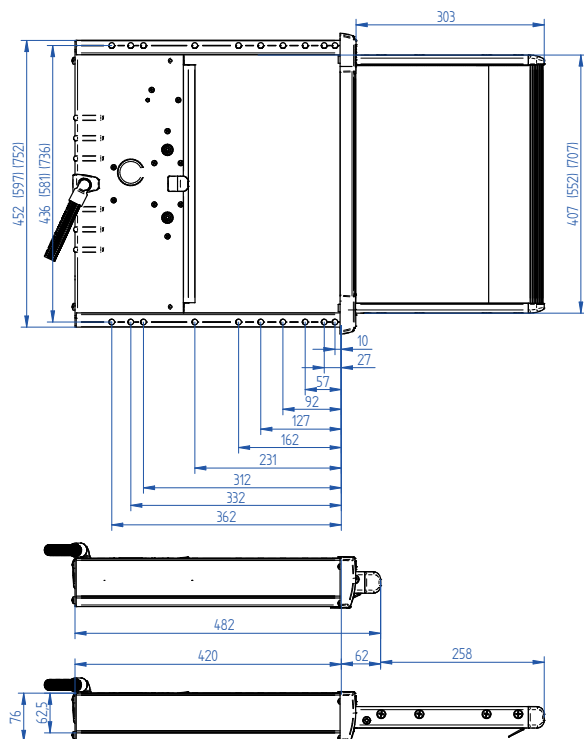
| MOTORISED STEPS | |
|---|-----|
| Thule Slide-Out Step V18 12V | 194 |
|  Thule Slide-Out Step V19 12V Ducato Jumper Boxer Euro 6d-Temp | 196 |
|  Thule Slide-Out Step V19 12V Crafter 2017 | 198 |
| Fit Guide - Thule Slide-Out Step | 200 |
| Thule Single Step 12V | 202 |
| Thule Double Step 12V | 204 |

| ACCESSORIES FOR MOTORISED SLIDE-OUT STEPS | |
|---|-----|
| Thule LED Kit for Slide-Out Step | 206 |

| MANUAL STEPS | |
|-----------------------------|-----|
| Thule Slide-Out Step Manual | 207 |
| Thule Single Step Manual | 208 |

Thule Slide-Out Step V18 12V

Type 400, 550 & 700 Alu



INFO

- Motor / Manual 12V Motor
- Width 400 mm - 550 mm - 700 mm
- Weight 5.9 kg - 6.9 kg - 8.5 kg
- Material Corrugated anodised aluminium

USP'S

- Reduced weight
- Optimal ground clearance
- Easy manual stow operation without tools, in case of power failure
- Clever multifunctional cable outlet to avoid water and dust infiltration
- Accessory: retrofit and integrated LED-solution



FEATURES

- High performing sliding RV step
- Footboard projection 300 mm
- Load capacity exceeds by far the European norm 2001/85/EG (RV EN1646-1 and EN1645-1)
- Quality parts with proven reliability:
 - Bosch motor
 - Synchronous motor mechanism (patent protection)
- Service-friendly:
 - Easy maintenance
 - Security switch
- Better protection for dust and water infiltration
 - Integrated brushes
 - Cable outlet
- Anti-slip security with 3M safety walk
- Conformity with EC Norm 74/485/EEG: no sharp edges at front side
- Different installation sets for vans available (Ducato, Sprinter, etc...)

ACCESSORIES

- Thule Relay Kit for Step 12V: designed to connect to your vehicle battery so the 12V step automatically closes when the motor starts to prevent you from driving away with the step still out
- Thule Control Box for Step 12V: ensures that the step automatically slides out and in when the door is opened and closed
- Thule LED Kit for Slide-Out Step: integrated and protected LED for optimal visibility of the footboard

DIMENSIONS

| Type | Step width (y) | Total width (x) | Distance between the fixation parts | Weight |
|------|----------------|-----------------|-------------------------------------|--------|
| 400 | 407 mm | 452 mm | 436 +/- 2 mm | 5.9 kg |
| 550 | 552 mm | 597 mm | 581 +/- 2 mm | 6.9 kg |
| 700 | 707 mm | 752 mm | 736 +/- 2 mm | 8.5 kg |

| | |
|--------|-------------------------------------|
| 301461 | Thule Slide-Out Step V18 12V - 400* |
| 301462 | Thule Slide-Out Step V18 12V - 550* |
| 301463 | Thule Slide-Out Step V18 12V - 700* |

*Single packed with switch

| | |
|--------|---|
| 308200 | Thule Relay Kit for Step 12V |
| 308812 | Thule Control Box for Step 12V |
| 301477 | Thule LED Kit for Slide-Out Step Standard |



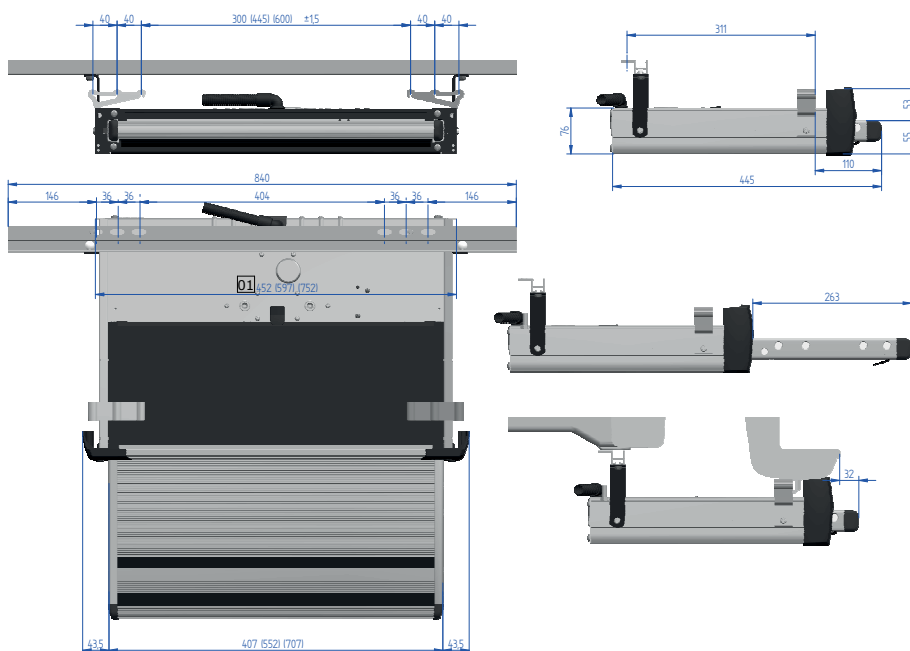
Thule Slide-Out Step V19 12V

Ducato | Jumper | Boxer Euro 6d-Temp

Type 400, 550 & 700 Alu



301803 - Thule Mounting Kit



INFO

- Motor / Manual 12V Motor
- Width 400 mm - 550 mm - 700 mm
- Weight 5.8 kg - 6.2 kg - 7.8 kg
- Material Corrugated anodised aluminium

USP'S

- Smart and stable installation on a Ducato, Jumper, Boxer van with more ground clearance
- Euro 6d-Temp compatible: specific depth to fit all vehicles with Euro 6d-Temp engine
- Easy manual activation without tools in case of power failure
- Reinforced motor plate: - 2 kg for 700 mm width version
- Nice visual finish in line with the contemporary van design
- Conformity with EC Norm 74/485/EEG: no sharp edges at front side
- Patented cable outlet + hook allowing more protection and flexibility during installation

FEATURES

- High performing sliding RV step
- Quality parts with proven reliability:
 - Bosch motor
 - Synchronous motor mechanism (patent protection)
- Load capacity exceeds by far the European norm 2001/85/EG (RV EN1646-1 and EN1645-1)
- Service-friendly:
 - Easy maintenance
 - Double protected security switch
- Improved dust and water resistance:
 - patented cable outlet
 - full length lip profile on top of the casing
- Load security: step does not operate with more than 15 kg load
- Anti-slip security with 3M safety walk
- Conform to the EMV and CE standards. The formulated quality standards exceed European standard EN1646
- A switch for the connection of an optional warning lamp in the vehicle is supplied as standard, making it impossible to drive away with the step still out
- Accessory: retrofit and integrated LED-solution

ACCESSORIES

- Thule Relay Kit for Step 12V: designed to connect to your vehicle battery so the 12V step automatically closes when the motor starts to prevent you from driving away with the step still out
- Thule Control Box for Step 12V: ensures that the step automatically slides out and in when the door is opened and closed
- Thule LED Kit for Slide-Out Step: integrated and protected LED for optimal visibility of the footboard

DIMENSIONS

| Type | Step width | Total width | Distance between the fixation parts | Weight |
|------|------------|-------------|-------------------------------------|--------|
| 400 | 407 mm | 452 mm | 300 +/- 1.5 mm | 5.8 kg |
| 550 | 552 mm | 597 mm | 445 +/- 1.5 mm | 6.2 kg |
| 700 | 707 mm | 752 mm | 600 +/- 1.5 mm | 7.8 kg |

| | | | | |
|--------|--|--|--|--------|
| 301800 | Thule Slide-Out Step V19 12V Ducato Jumper Boxer Euro 6d-Temp - 400* | | | |
| 301801 | Thule Slide-Out Step V19 12V Ducato Jumper Boxer Euro 6d-Temp - 550* | | | |
| 301802 | Thule Slide-Out Step V19 12V Ducato Jumper Boxer Euro 6d-Temp - 700* | | | |
| 301803 | Thule Mounting Kit for Slide-Out Step V19 12V D J B | | | 1.2 kg |

*Single packed with switch

| | | | |
|--------|--|--|--|
| 301804 | Thule Slide-Out Step V19 12V Ducato Jumper Boxer Euro 6d-Temp - 400* | | |
| 301806 | Thule Slide-Out Step V19 12V Ducato Jumper Boxer Euro 6d-Temp - 550* | | |
| 301808 | Thule Slide-Out Step V19 12V Ducato Jumper Boxer Euro 6d-Temp - 700* | | |

*On pallet (20 pcs), without switch, including Installation set

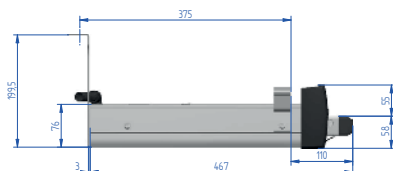
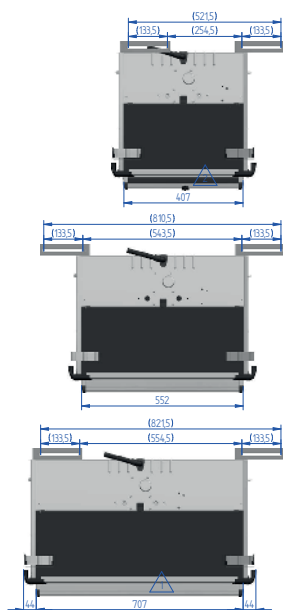
| | | | |
|--------|--|--|--|
| 308200 | Thule Relay Kit for Step 12V | | |
| 308812 | Thule Control Box for Step 12V | | |
| 301826 | Thule LED Kit for Slide-Out Step V19 12V - Ducato Jumper Boxer Crafter | | |



Thule Slide-Out Step V19 12V Crafter 2017



Type 400, 550 & 700 Alu



301820 - Thule Mounting Kit (400/700)



301821 - Thule Mounting Kit (550)



INFO

- Motor / Manual 12V Motor
- Width 400 mm - 550 mm - 700 mm
- Weight 5.9 kg - 6.5 kg - 8.3 kg
- Material Corrugated anodised aluminium

USP'S

- Smart and stable installation on a Volkswagen Crafter van from 2017 and onwards
- Easy manual activation without tools in case of power failure
- Reinforced motor plate: - 2 kg for 700 mm width version
- Nice visual finish in line with the contemporary van design
- Conformity with EC Norm 74/485/EEG: no sharp edges at front side
- Patented cable outlet + hook allowing more protection and flexibility during installation

FEATURES

- High performing sliding RV step
- Quality parts with proven reliability:
 - Bosch motor
 - Synchronous motor mechanism (patent protection)
- Load capacity exceeds by far the European norm 2001/85/EG (RV EN1646-1 and EN1645-1)
- Service-friendly:
 - Easy maintenance
 - Double protected security switch
- Improved dust and water resistance:
 - patented cable outlet
 - full length lip profile on top of the casing
- Load security: step does not operate with more than 15 kg load
- Anti-slip security with 3M safety walk
- Conform to the EMV and CE standards. The formulated quality standards exceed European standard EN1646
- A switch for the connection of an optional warning lamp in the vehicle is supplied as standard, making it impossible to drive away with the step still out
- Accessory: retrofit and integrated LED-solution

ACCESSORIES

- Thule Relay Kit for Step 12V: designed to connect to your vehicle battery so the 12V step automatically closes when the motor starts to prevent you from driving away with the step still out
- Thule Control Box for Step 12V: ensures that the step automatically slides out and in when the door is opened and closed
- Thule LED Kit for Slide-Out Step: integrated and protected LED for optimal visibility of the footboard

DIMENSIONS

| Type | Step width | Total width | Distance between the fixation parts | Weight |
|------|------------|-------------|-------------------------------------|--------|
| 400 | 407 mm | 452 mm | 254.5 +/- 1.5 mm | 5.9 kg |
| 550 | 552 mm | 597 mm | 543.5 +/- 1.5 mm | 6.5 kg |
| 700 | 707 mm | 752 mm | 554.5 +/- 1.5 mm | 8.3 kg |

| | | | | |
|--------|--|--|--|--------|
| 301813 | Thule Slide-Out Step V19 12V Crafter 2017 - 400* | | | |
| 301814 | Thule Slide-Out Step V19 12V Crafter 2017 - 550* | | | |
| 301815 | Thule Slide-Out Step V19 12V Crafter 2017 - 700* | | | |
| 301820 | Thule Mounting Kit for Slide-Out Step V19 12V Crafter 2017 - 400/700 | | | 1.2 kg |
| 301821 | Thule Mounting Kit for Slide-Out Step V19 12V Crafter 2017 - 550 | | | 1.2 kg |

*Single packed with switch


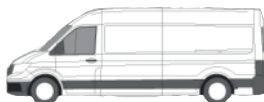
| | |
|--------|--|
| 301811 | Thule Slide-Out Step V19 12V Crafter 2017 - 550* |
| 301812 | Thule Slide-Out Step V19 12V Crafter 2017 - 700* |

*On pallet (20 pcs), without switch, including Installation set

| | |
|--------|--|
| 308200 | Thule Relay Kit for Step 12V |
| 308812 | Thule Control Box for Step 12V |
| 301826 | Thule LED Kit for Slide-Out Step V19 12V - Ducato Jumper Boxer Crafter |

Fit Guide - Thule Slide-Out Step

Single packed + Mounting Kit

| | |
|--|--|
| <div>(*)</div> <div>Fiat Ducato Peugeot Boxer Citroën Jumper</div> | Volkswagen Crafter > 2017 |
|  |  |
| Until 2019 | |
| <div>301430</div> <div>Thule Slide-Out Step Ducato V16 12V - 400</div> | |
| <div>301431</div> <div>Thule Slide-Out Step Ducato V16 12V - 550</div> | |
| <div>301432</div> <div>Thule Slide-Out Step Ducato V16 12V - 700</div> | |
| + Mounting Kit | |
| <div>301433</div> <div>Thule Mounting Kit for Slide-Out Step Ducato V16 12V - Ducato Euro6</div> | <div>301464</div> <div>Thule Mounting Kit for Slide-Out Step Ducato V16 12V - Crafter 2017 - 400/700</div> |
| | <div>301465</div> <div>Thule Mounting Kit for Slide-Out Ducato Step V16 12V - Crafter 2017 - 550</div> |

(*) For Ducato/Boxer/Jumper < 2007:

Thule Slide-Out Step V18 12V + **301579** Thule Mounting Kit for Slide-Out Step V18 12V - Ducato < 2007




| From 2019 | |
|---|--|
| 301800 Thule Slide-Out Step V19 12V DU JU BO - 400 | 301813 Thule Slide-Out Step V19 12V Crafter 2017 - 400 |
| 301801 Thule Slide-Out Step V19 12V DU JU BO - 550 | 301814 Thule Slide-Out Step V19 12V Crafter 2017 - 550 |
| 301802 Thule Slide-Out Step V19 12V DU JU BO - 700 | 301815 Thule Slide-Out Step V19 12V Crafter 2017 - 700 |
| + Mounting Kit | |
| 301803 Thule Mounting Kit for Slide-Out Step V19 12V Ducato Jumper Boxer | 301820 Thule Mounting Kit for Slide-Out Step V19 12V - Crafter 2017 - 400/700 |
| | 301821 Thule Mounting Kit for Slide-Out Step V19 12V - Crafter 2017 - 550 |

(*) For Ducato/Boxer/Jumper < 2007:

Thule Slide-Out Step V18 12V + **301579** Thule Mounting Kit for Slide-Out Step V18 12V - Ducato < 2007

Fit Guide - Thule Slide-Out Step

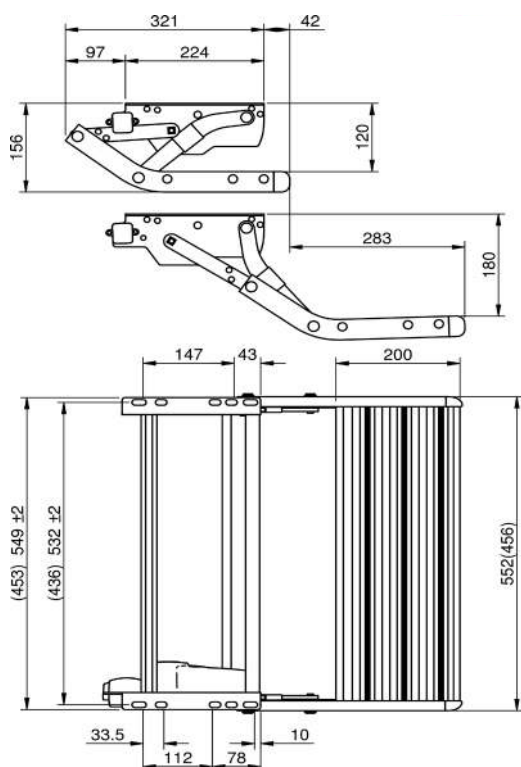
Single packed + Mounting Kit

| Mercedes Sprinter 05/2006 - ... Volkswagen Crafter 05/2006 - 2017 | Renault Master Opel Movano | Ford Transit |
|--|---|---|
|  |  |  |
| From 2019 | | |
| 301461 Thule Slide-Out Step V18 12V - 400 | | |
| 301462 Thule Slide-Out Step V18 12V - 550 | | |
| 301463 Thule Slide-Out Step V18 12V - 700 | | |
| + Mounting Kit | | |
| 301481 (**) Thule Mounting Kit for Slide-Out Step V18 12V - Sprinter > 05/2006 Crafter 05/2006 - 2017 | 301482 (**) Thule Mounting Kit for Slide-Out Step V18 12V - Master 2010 | 301483 (**) Thule Mounting Kit for Slide-Out Step V18 12V - Transit < 2015 301484 Thule Mounting Kit for Slide-Out Step V18 12V - Transit > 2015 |

(**) Thule Slide-Out Step V12 12V + Thule Mounting Kits (**301481**, **301482**, **301483**, and **301579**): additional kit needed
- **301580** Thule Long Bolts for Slide-Out Step V12 12V

Thule Single Step 12V

Type 460 & 550 Alu



INFO

- Motor / Manual 12V Motor
- Width 460 mm - 550 mm
- Weight 4.5 kg - 4.8 kg
- Material Corrugated anodised aluminium, frame block galvanised steel

FEATURES

- Conform to the EMV and CE standards. The formulated quality standards exceed European standard EN1646
- A switch for the connection of an optional warning lamp in the vehicle is supplied as standard, making it impossible to drive away with the step still out

ACCESSORIES

- Thule Relay Kit for Step 12V: designed to connect to your vehicle battery so the 12V step automatically closes when the motor starts to prevent you from driving away with the step still out
- Thule Control Box for Step 12V: ensures that the step automatically slides out and in when the door is opened and closed

DIMENSIONS

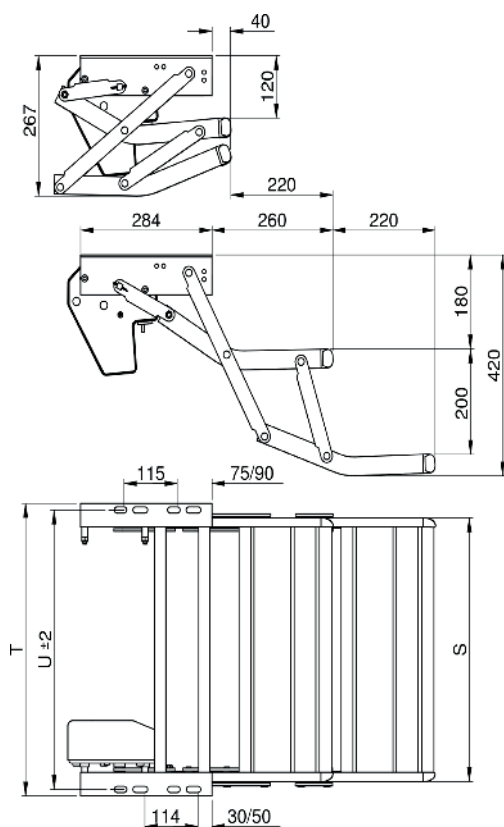
| Type | Step width | Total width | Distance between the fixation parts | Weight |
|------|------------|--------------|-------------------------------------|--------|
| 460 | 456 mm | 453 +/- 2 mm | 436 mm | 4.5 kg |
| 550 | 552 mm | 549 +/- 2 mm | 535 mm | 4.8 kg |

| | |
|--------|---------------------------------|
| 309969 | Thule Single Step V15 12V - 460 |
| 309968 | Thule Single Step V15 12V - 550 |

| | |
|--------|--------------------------------|
| 308200 | Thule Relay Kit for Step 12V |
| 308812 | Thule Control Box for Step 12V |

Thule Double Step 12V

Type 380, 440 & 500 Alu



INFO

- Motor / Manual Motor
- Width 380 mm - 440 mm - 500 mm
- Weight 7 kg - 7.3 kg - 7.6 kg
- Material Corrugated anodised aluminium

FEATURES

- Conform to the EMV and CE standards. The formulated quality standards exceed European standard EN1646
- A switch for the connection of an optional warning lamp in the vehicle is supplied as standard, making it impossible to drive away with the step still out

ACCESSORIES

- Thule Relay Kit for Step 12V: designed to connect to your vehicle battery so the 12V step automatically closes when the motor starts to prevent you from driving away with the step still out
- Thule Control Box for Step 12V: ensures that the step automatically slides out and in when the door is opened and closed

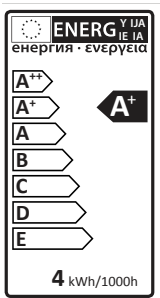
DIMENSIONS

| Type | Step width | Total width | Distance between the fixation parts | Weight |
|------|------------|-------------|-------------------------------------|--------|
| 380 | 380 mm | 435 mm | 410 mm | 7 kg |
| 440 | 446 mm | 501 mm | 476 mm | 7.3 kg |
| 500 | 502 mm | 557 mm | 532 mm | 7.6 kg |

| | |
|--------|-----------------------------|
| 307571 | Thule Double Step 12V - 380 |
| 307572 | Thule Double Step 12V - 440 |
| 307579 | Thule Double Step 12V - 500 |

| | |
|--------|--------------------------------|
| 308200 | Thule Relay Kit for Step 12V |
| 308812 | Thule Control Box for Step 12V |

Thule LED Kit for Slide-Out Step



USP'S

- Integrated and protected LED for optimal visibility of the footboard
- Retrofit: can be installed on Thule Slide-Out Step V12 12V, Thule Slide-Out Step V18 12V, Thule Slide-Out Step V19 12V Ducato | Jumper | Boxer and Thule Slide-Out Step V19 12V Crafter 2017

FEATURES

- IP67: protected for dust infiltration and the effects of immersion in water to 1 meter
 - 2 kits available:
 - for the Thule Slide-Out Steps Standard 12V (V12/V18)
 - for the Thule Slide-Out Step V19 12V Ducato | Jumper | Boxer | Crafter
 - Endcaps and alu front profile depend on type of step
 - Content:
 - 2 endcaps
 - front profile (670 mm)*
 - quick fit lens (670 mm)*
 - brush pile (670 mm)*
 - LED Strip (670 mm)*
- *For a 700 mm step. Cut to 515 mm for a 550 mm step. Cut to 370 mm for a 400 mm step

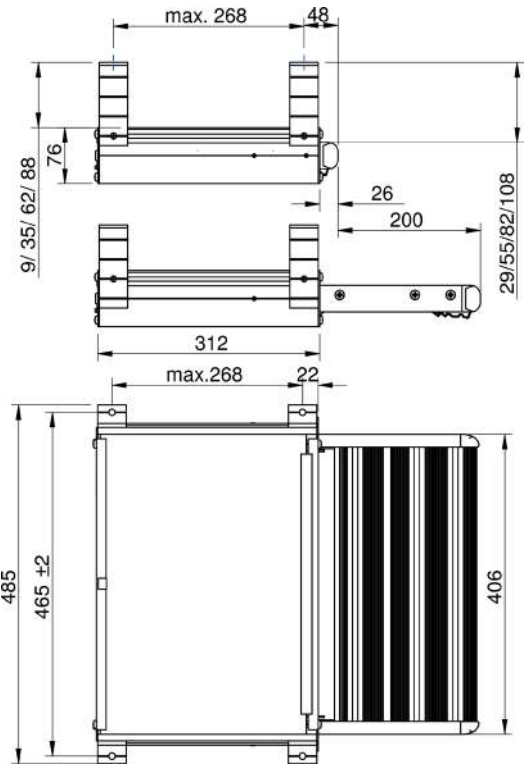


| | | |
|---|--------|--|
|  | 301477 | Thule LED Kit for Slide-Out Step Standard 12V |
| | 301826 | Thule LED Kit for Slide-Out Step V19 12V - Ducato Jumper Boxer Crafter |



Thule Slide-Out Step Manual

Type 400 Alu



INFO

- Motor / Manual Manual
- Width 400 mm
- Weight 4.7 kg
- Material Corrugated anodised aluminium

FEATURES

- Locked in closed position
- Installation brackets: different heights: 9/35/62/88 mm

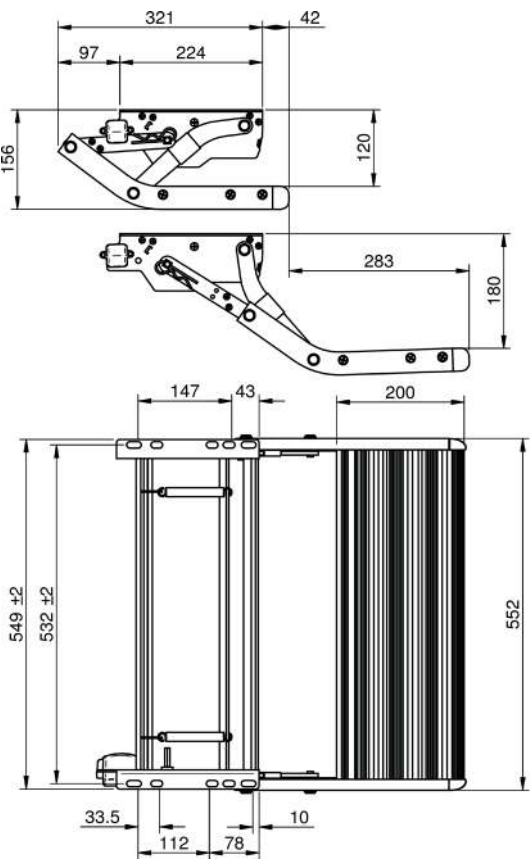
DIMENSIONS

| Type | Step width | Total width | Weight |
|------|------------|-------------|--------|
| 400 | 406 mm | 485 mm | 4.7 kg |

| | |
|--------|-----------------------------------|
| 307564 | Thule Slide-Out Step Manual - 400 |
|--------|-----------------------------------|

Thule Single Step Manual

Type 550 Alu



INFO

- Motor / Manual Manual
- Width 550 mm
- Weight 4.1 kg
- Material Corrugated anodised aluminium

FEATURES

- A switch for the connection of a warning lamp in the vehicle is supplied as standard, making it impossible to drive away with the step still out

DIMENSIONS

| Type | Step width | Weight |
|------|------------|--------|
| 550 | 552 mm | 4.1 kg |

| | |
|--------|------------------------------------|
| 308766 | Thule Single Step V10 Manual - 550 |
|--------|------------------------------------|